



Welcome to Year 1

WITH MRS COOPER AND MRS CONWAY

The Year One Team



Monday & Tuesday – Mrs Cooper and Mrs Nevatia



Wednesday, Thursday and Friday – Mrs Conway and Mrs Nevatia (Wed) and Mrs Watson (Thurs/Fri).



Additional adults – Mrs Cartwright and Miss Phillips



Year 1 Curriculum Overview

(new wk 1/wk 2 system for Aut term)



English	Phonics	Maths	Science	Geography	History	RE	Art & DT	Computing	PSHE	PE
Nursery rhymes - familiarity Lists, labels and captions	Level 4- consonant blends	Place Value (within 10)	Materials	My school		God and Creation	Weather	Intro to PM Creative computing	Being me in my World	Team building Fundamentals
Sentence security	Level 5- alternative sounds	Addition and Subtraction (within 10)	Seasons Autumn/Winter		Home life in the past (including - Toys)	Incarnation Christmas	Fruit salad	Data Explorers	Celebrating difference	Dance Fitness
Instructions		Geometry and Shape Place Value (within 20)	Animals including humans	Our local area		Gospel	Bugs	Creating and following instructions Animated stories	Dreams and goals	Gymnastics Sending & Receiving
Non fiction animal writing		Addition and Subtraction (within 20) Place Value (within 50)	Seasons Spring/Summer		Space Race	Salvation Easter	Mechanisms - Pop up Easter cards	Coding	Healthy me	Target Games Yoga
Recounts Poetry			Plants		Important women in medicine Florence Nightingale and Mary Seacole	World beliefs - who teaches us about religion?	Under the Sea	Technology Around Us	Relationships	Invasion Games Athletics
Traditional Tales - Rapunzel			Seasons	Contrasting localities UK and Alaska		Islam	Badges & Ice lollies	Making Beats	Changing me	Net & Wall games Striking & Fielding games

Year 1 routines



- * Reading books will be changed on a **Monday** and **Thursday**.

Please comment in your child's reading record every time you read. We ask that the children read their books at least 2x through before they are changed. Please sign the reading record book each time you read with your child. If it is not completed, your child will keep the same book.

- * We actively encourage reading with your child every day.

- * Homework will be given out on a **Thursday** and needs to be handed in by the following **Tuesday**.

Year 1 routines continued



* Spellings will be given out on a **Monday** and will be tested the following Monday. During Level 5 phonics, the children will learn a new alternative sound, the spellings will link to this along side some common exception words. Spelling scores will be written in the blue reading diary.

Test: Monday 14th October 2024

Spelling Homework

This week we have been learning a new phonics sound-I have attached a parent information sheet to explain the learning we have been doing in class.

Here are the spellings for the **written test** next week:

Common exception words: **said , so**

Focus phonics sound: **ay saying /ai/**
day, may, say, play, clay, tray, spray,
crayon,

Common exception words to **read:**
Mr, Mrs.

Please make sure you practice the spellings and sounds as much as possible - we do also work on them in class



This week, we have been learning to read and write words containing **ay** saying /ai/.

The /ai/ Sound Family

ai

This spelling is usually used when the /ai/ spelling is in the middle of a word. Occasionally, it can be used when the /ai/ sound is at the beginning of a word.

train

aim



ay

This spelling is usually used when the /ai/ sound is at the end of a word. Sometimes it can be used when the /ai/ sound is in the middle of the word.

tray

crayon



Picture

ay saying /ai/ as in 'pray'.

Action

Show the action for **ay**.



ay

Formation

Follow the arrows and finish at the dots.

Word Reading Activity

Read the words below. Colour the **ay** words in one colour and the **ai** words in another colour.

day may train

crayon say paint


play tail clay

tray spray aim

Home Learning Challenge



Can you read the words and draw a picture to match?



tray

pray

paint

hay

pay

snail

spray

rain

Year 1 Spelling Test

Score:

Common Exception Words

1) _____

2) _____

Focus sound: Phase 5 week 30 'adding -un'

1) _____

2) _____

3) _____

4) _____

5) _____

6) _____

7) _____

8) _____

Some ideas to practice spellings in different ways: These might be useful for those spellings out the list you child finds trickier.

- In chalk outside on floor or fences
- Spray it away- write with chalk on floor or fences and children to spray the spellings out with a spray or paint brush and water
- Dot spelling- write letters on sticky dots and children find the write sounds and create the dot words
- colourful spellings- write the spellings in a rainbow of colours
- How many times can you write the word in a minute
- Fill the blank sentence e.g Spelling word QUEEN. A _____ has a crown.
- Write it in a silly sentence, eg the **queen** washes her feet in the car!
- Spelling unscramble- which word is these neeuq?
- Picture hunt- can you find the pictures around the garden and write it on your list.
- Write it sensory style- in sand, flour, glitter, in the air, with scrabble tiles, chant it as you make it.
- Find the letters from a newspaper and stick them down to make your spelling words
- On the windows with soapy paint (google recipe) or washable window pens c.
- Use every opportunity to practise those tricky ones, dinner- how do you spell queen, in the car- how do you spell queen again? et

Actions



Level 5



ay

Put both hands calmly to your chest.



oy

Make a circle with the fingers of each hand and place them together to sign 'b' for boy.



ie

Pretend your fist is the knot of a tie and put it on your chest.



ea

Flutter your hand like a leaf blowing around on a tree.



a_e

Hold both your hands flat in front of you and pretend to blow out the candles on a cake.



i_e

Slide your arm down and across in front of you.



o_e

Touch a bone in your forearm.



u_e

Make a cube with your hands.



u_e

Pretend to play a flute with both hands.



e_e

Pretend to hold onto a trapeze bar above your head.



ou

Point to your mouth.



a

Pretend one clenched fist is an acorn and cup it in your other hand.



e

Make a set of balance scales with your arms and pivot your elbows up and down until they are equal.



i

Show your teeth and claws like a lion.



o

Stack your hands in turn one above the other, to build a tall hotel.



u

Place your hands together like a unicorn horn on your forehead.



ch

Pretend to hold a chef's bowl in one hand and mix it with a spoon in the other.



ch

Open and close each hand in turn, like lights flashing on a Christmas tree.



ir

Place one fist on top of the other, to sign 'g' for girl.



ue

Hold your hands and upper body very still in a statue pose.



ue

Hold one hand flat like paper as you pretend to slide a glue stick along it in the other.



ew

Pretend to screw your finger into your other hand.



ew

Pretend one hand is a bowl of stew and scoop some out, using the other hand as a spoon.



y

Move your hands in a sunny arc above your head and wriggle your fingers like sunbeams.



aw

Move your hand back and forth in a sawing motion.



au

Flutter both of your hands downwards like two falling leaves in autumn.



ow

Pretend to pull a window wide open.



oe

Point to your big toe (can be through your shoes).



wh

Pretend to hold a steering wheel and drive a car.



c

Pretend to make tall buildings with your forearms.



g

Point to a gem on top of your ring.



ph

Make a leaping dolphin with your forearm.



ea

Pretend to slice a loaf of bread.



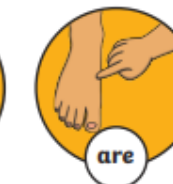
ie

Make a shield by crossing both arms in front of you.



tch

Make a witch's hat on your head with your hands.



are

Point to your bare foot (can be through your shoes).



ear

Pretend to hold and bite into a pear.



ore

Pretend to bite into an apple core made with your finger.



Year 1 Common Exception Words

the
a
do
to
today
of
said
says
are
were
was

is
his
has
I
you
your
they
be
he
me
she
we

no
go
so
by
my
here
there
where
love
come
some

one
once
ask
friend
school
put
push
pull
full
house
our



Year 1 routines continued



* **Water bottles** – to come to school every day, they must be the school water bottle, please no other designs.

* **P.E lessons** take place on **Wednesday afternoon and Thursday afternoon** (every other week initially).

* If your child has their ears pierced, during the first six weeks, either tape needs to be provided or they need to be taken out in the morning before school. After six weeks, please take out on PE days.

PE Kit

To be kept in school at all times:

- School PE T-shirt or plain white T-shirt
- Navy PE shorts
- White socks
- A named drawstring PE bag with logo to contain PE kit
- Trainers or plimsolls

EVERY ITEM CLEARLY NAMED PLEASE!

(Earrings out and hair tied up)




New for you in Year 1



Google Classroom

Google Classroom

This is where we will post weekly spellings and homework. Your child will receive their log in very soon if they haven't already done so via email (please don't change the password).

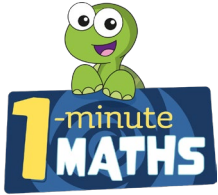


White Rose Infinity

Each week the children will be set a 'quiz' on here as part of your homework. This is links directly to the learning we will have covered that week.

Logins for this are in the back of the blue reading record books, along with Purple Mash and Numbots.

New for you in Year 1



1 Minute Maths

Great resource for a quick practice of arithmetic skills. App to download onto tablet or phone.

Numbots

Great app/website where the children can challenge themselves to gain points and work through levels. It is repetitive but this is ideal as it consolidates what they know but presented in different ways, matching the way we teach.

Purple Mash

Another great app/website, our computing curriculum is taught using this and we will occasionally set homework on here but the children can also explore at home.





Phonics Screening Test – June

Please do not worry about this!

National test, children have to read a selection of 40 words (real and alien) that will all include the phonics they have learnt so far.

We will do a lot of practice for this, the children will not know they are taking a test, they will think they are doing their 'secret agent' work cracking the phonics code so it will become second nature to them by the time we do it. More information will be given nearer the time.



Trips and visits

- Shepreth Wildlife Park (Science & English)
- Geography Field Work – local walks, lower meadow and exploration of the school grounds.
- Science

We enjoy welcoming visitors throughout the year too.

- Toys topic
- RE

RSHE



- Relationships (friends and family)
- Body parts (why privates are private)
- Scientific names



Website



The school website is full of important and helpful information.

- Curriculum overviews
 - Newsletter
 - Term Dates
 - Calendar
 - Updated information
-

We will remind you of certain things via Google Classroom if necessary. Please note this is a one way communication channel and should you have any specific enquiries – use school protocol and email or phone the school office.



What can you do at home?

- Reading books is **extremely important!** Discussing books and asking questions to reinforce comprehension.
- Learning spellings and completing homework.
- Encourage any child led writing, remember 'I really like how you have used your phonics to spell that word!'
- Playing games such as snakes and ladders, these are a fun way to practise number skills.
- Playing games such as 'I Spy' will help your child with spelling and phonics.
- Practising letter and number orientation (using the pre-cursive formats that we use in school, if you would like help with this please ask).
- Maths games to practise number bonds, Numbots etc all really useful in building up the children's mental fluency. Top marks website has some fantastic games that the children really enjoy too!



Attendance is key in your child succeeding.

A minimum attendance level of 96% cross the year is the aim.

Children cannot help becoming ill! Across the year, this does usually balance out and this target is certainly achievable in a typical school year.

Punctuality also matters - at 8.45am, children line up, come into the classroom and settle to their early morning task start. The gate will be locked at 8.50am, after this your child will be late and will need to enter school via the office.

Messages for the day should be communicated in writing, via email in advance, to office@broxbourne-pri.herts.sch.uk, should there be a need - sometimes things maybe forgotten if verbal.

Should there be the need to discuss a matter in more detail, please request an appointment via email and the teacher will be in contact when they are next able to.

Please note staff teach throughout the day and have little opportunity to make contact during the school day.

Verbally relayed messages, can be missed and may not be relayed to the member of staff requiring this information which is why key messages require putting in writing.

School community events



- Hear our Prayer Group (HOP)

This is a prayer group for parents/carers held on the first Thursday of every half term at 9am.

- EDI Meeting – (Equality, Diversity and Inclusion)

These are held each term and are a great opportunity to share and discuss topics together. These are well supported by our community and we have excellent and informative discussions. Anyone is welcome.

- As a church school we attend our local church, St Augustines regularly throughout the year. We begin school at church and attend as a whole school on a Sunday at key times. Please do join us on these special occasions.
- Science Week (wk before Oct half term)
- Any parents, family or community members who would like to visit during these weeks to share something about science in their job/hobby/interest etc would be warmly welcomed.



Thank you for being here this evening in partnership with us. We look forward to a successful year together.